

Sensor-switched LED outdoor light

L 40 SC

with motion detector & Bluetooth
EAN 4007841 085247
Article number 085247



LED

30 years (0 4,5h / day)



infrared sensor
180°



max. 10 m

3000 K

3000K warm-white



2 - 2000 lux (via App)



5 sec - 60 min (via App)



10 - 100% main light
brightness



Control gear not
exchangeable



Light source not
exchangeable



0 - 100% basic light

Function description

Quality squared. LED sensor L 40 SC wall light with a high-quality, square aluminium housing. With a new generation infrared sensor and long-life STEINEL LED system with warm white 3000 K. Featuring a soft light start, basic light, main light and group function. Conveniently set and network any number of Bluetooth Mesh lights via the app and Bluetooth Mesh standard. Max. detection: 180°, individually adaptable thanks to innovative, push-fit cover clips. Plastic-free packaging.

Technical specifications

Dimensions (L x W x H)	105 x 201 x 261 mm	Photo-cell controller	Yes
With lamp	Yes, STEINEL LED system	Cover material	Cover clips
Manufacturer's Warranty	3 years	Luminous flux total product	1057 lm
Settings via	Smartphone, Tablet, Connect Bluetooth Mesh	Measured luminous flux (360°)	1057 lm
With remote control	No	Colour temperature	3000 K
Version	with motion detector & Bluetooth	Lamp	LED cannot be replaced
PU1, EAN	4007841085247	Service life LED L70B50 (25°)	> 60000 h
Application, place	Outdoors	Base	without
Application, room	outdoors, front door, all round the building, terrace / balcony	LED cooling system	Passive Thermo Control
Colour	Anthracite	Soft light start	Yes
includes sheet of self-adhesive numbers	No	Continuous light	selectable
Installation site	wall	Twilight setting	2 - 2000 lx
Impact resistance	IK03	Time setting	10 s - 60 Min.
IP-rating	IP54	Basic light level function	Yes
		Basic light level function time	10s-60 min, Brightness-controlled, OFF, Permanently ON
		Main light adjustable	10 - 100 %

L 40 SC

with motion detector & Bluetooth
EAN 4007841 085247
Article number 085247



Technical specifications

Protection class	I
Ambient temperature	from -20 up to 40 °C
Housing material	Aluminium
Cover material	Plastic, opal
Mains power supply	220 – 240 V / 50 – 60 Hz
Output	12,9 W
Average rated life expectancy of power supply unit at 25°C	> 60000 h
Slave modeselectable	Yes
Electronic scalability	No
Mechanical scalability	Yes
Reach, radial	r = 4 m (25 m ²)
Reach, tangential	r = 10 m (157 m ²)

Twilight setting TEACH	Yes
Interconnection	Yes
Type of interconnection	Master/master, Master/slave
Basic light level function in per cent	0 – 100 %
Basic light level function percentage, from	0 %
Basic light level function percentage, up to	100 %
Interconnection via	Bluetooth Mesh Connect
Colour Rendering Index CRI	= 82
Detection angle	180 °
Product category	Sensor-switched LED outdoor light

Accessories

EAN 4007841 088620

Wireless pushbutton TapDuo C

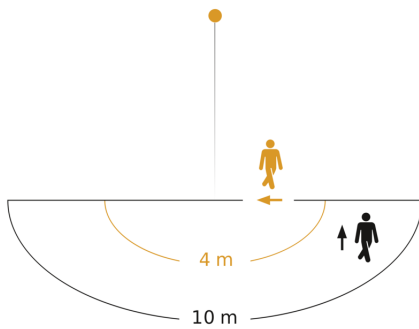
Sensor-switched LED outdoor light

L 40 SC

with motion detector & Bluetooth
EAN 4007841 085247
Article number 085247

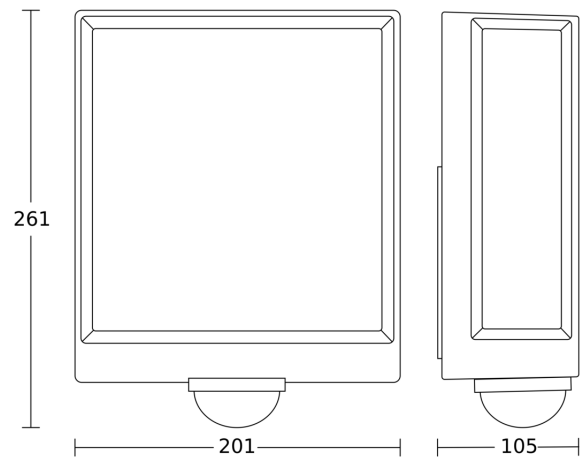


Detection Zone

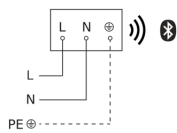


Possible mounting height: -
Orange: radial
Black: tangential

Dimension Drawing



Circuit diagram Bluetooth



Circuit diagram Bluetooth

